

CLOPAY COMMERCIAL – MODEL 3715

energy series with intellicore®



Model 3715, 14'2" x 14" Doors


CONSTRUCTION	EFFICIENCY	WARRANTY
1 3/8" THICKNESS	12.9 R-VALUE	10YR LIMITED CONSTRUCTION



POLYURETHANE INSULATED STEEL DOORS WITH MINOR RIBS

Clopay Model 3715 is an ideal choice for commercial and industrial facilities where economy is required without sacrificing reliability and workmanship.


- Intellicore® polyurethane insulation and thermal break for improved energy efficiency.
- Three-layer steel plus steel insulation enhances durability, strength and quiet operation.
- 3-stage paint process delivers a virtually maintenance-free finish.
- Injection-molded lite frames with integral weatherseal are durable and seal against the elements. Many glass options available for visibility, privacy or energy efficiency.



Panels are preprimed inside and out to inhibit rust. Hot-dipped, galvanized steel is painted with primer and given a tough oven-baked polyester top coat to provide the most rust-resistant steel door available. Ten-year warranty against rust-through.


clopaycommercial.com

PANEL DESIGN



Minor Ribbed

COLOR OPTIONS



Due to the printing process, colors may vary.

CUSTOM PAINT OPTION



COLOR BLAST®

Color Blast® offers more than 1,500 Sherwin-Williams® color options to complement your building design. This durable two-part paint system has been thoroughly tested and is backed by a five-year warranty.

Due to solar reflective formulation to meet greater than a 38 LRV, some colors may not be available.

FEATURES

STANDARD HARDWARE

- TPE astragal in aluminum retainer
- Commercial 10-ball steel rollers (nylon tires available)
- Steel step plate and lift handle
- Galvanized steel end stiles
- Inside slide lock for increased security
- 2" (50.8 mm) or 3" (76.2 mm) track
- 10,000 cycle springs
- Galvanized aircraft cable with minimum 7:1 safety factor
- Variety of track configurations to meet building specifications

MATERIALS AND CONSTRUCTION

Panel Thickness	1-3/8" (34.9 mm)
Insulation	CFC and HCFC-free Intellicore® polyurethane
R-value	12.9*
Thermal Break	Continuous foam
Exterior Steel	27 gauge (.016" min.) (.41 mm)
Interior Steel	28 gauge (.015" min.) (.38 mm)
Exterior Surface	Stucco embossed, minor ribbed
Max Width	18'2" (5.5 m)
Max Height	16' (4.9 m)
Exterior Colors	Standard White, Glacier White, Commercial Tan, Chocolate, Mocha Brown and Gray. Also available in Color Blast®.
Interior Color	Standard White
Limited Warranties	10-year delamination 10-year rust-through 1-year material and workmanship

*Calculated door section R-value is in accordance with DASMA TDS-163.

For special sizes, applications and options, consult Commercial Information Assistance (CIA) at 1-800-526-4301.


ADDITIONAL OPTIONS

WINDOW OPTIONS



Available with insulated, insulated tempered or tempered glass. Full-view section, pre-painted Standard White or Chocolate; glazing options include DSB, tempered, plexiglass and insulated. 26" x 13" (66.04 cm x 33.02 cm) windows are available with Lexan® or plexiglass.

HEAVY-DUTY HARDWARE (where not standard)



MULLIONS



Carry-away, roll-away or swing-up mullions are available on select sizes.



WindCode® reinforcement available up to W1 design pressure (DP) 14 PSF, depending on size. Doors tested 50% greater than DP.



Upgrade your standard door with industrial-grade components.

HIGH CYCLE SPRINGS



25,000, 50,000 or 100,000 cycle springs available.

CODE COMPLIANT

This Clopay door complies with the 2015 IECC (International Energy Conservation Code) with an air infiltration rating of .40 cfm/ft² or less (IECC, Section 402.5.2), and also meets the U-factor requirement of .37 or less (IECC, Section C402.4, for Climate Zones 1 through 8).



For more information on these and other Clopay products, call 1-800-526-4301 or visit clopaycommercial.com



©2018 Clopay Building Products Company, Inc., a Griffon company.



CMDC-3715-07_REV1118