

CANYON RIDGE[®]

collection

MODERN SERIES



America's Favorite Garage Doors[®]



Canyon Ridge[®] Collection Modern Series Plank Design; Shown in Dark Finish with Mahogany Cladding and 35" x 6" Windows Down Right Side (from inside garage looking out) (Model CRM2C6)

CANYON RIDGE® collection

MODERN SERIES

Canyon Ridge® Modern Series faux wood garage doors are constructed from a durable, low-maintenance, composite material that won't rot, warp or crack.

As versatile and realistic-looking as natural wood but requiring far less upkeep, the Modern Series door designs feature key elements of contemporary architecture: clean, horizontal lines with mid-century appeal, sleek window styles and aluminum accents.

These faux wood doors are a perfect complement to other natural materials and textures on your home's exterior.



Plank Design

A horizontal plank door becomes interesting when you add the contrasting texture of smooth frosted glass.

Metal (Aluminum) Inlay Design

Combining materials like metal and wood is a creative way to add visual interest and dimension to the outside of your home.

Full-View Design

Large expanses of glass let daylight into the garage carrying the open concept feel of contemporary home plans all the way to the garage.

faux wood. REAL MODERN.



Canyon Ridge® Collection Modern Series Full-View Design; Shown in Walnut Finish with Clear Cypress Overlays and Frosted Glass (Model CRM2COV)

intellicore[®]
insulation technology

Warmer. Quieter. Stronger.

Canyon Ridge® Modern Series doors featuring Intellicore® insulation technology represent the ultimate smart choice for homeowners. Clopay's Intellicore® is a proprietary polyurethane foam that is injected into a garage door, expanding to fill the entire structure. The result is a door with incredible strength and durability. Its dense insulation also produces a quieter door, while its industry-leading R-values (up to 20.4) provide year-round comfort and improved energy efficiency.



WARMER

Energy efficiency provides year-round comfort



QUIETER

Dense insulation reduces noise by up to 16 decibels



STRONGER

Enhanced strength resists everyday wear and tear



Canyon Ridge® Collection Modern Series Plank Design; Shown in Medium Finish with Clear Cypress Cladding (Model CRM2C6)

PLANK DESIGN 4-LAYER CONSTRUCTION



- 1 Cladding
- 2 Steel
- 3 2" Intellicore® Polyurethane Insulation
- 4 Steel



2"
POLYURETHANE
INSULATION


EFFICIENCY
20.4
R-VALUE

COMPOSITE OVERLAY
DELAMINATION
**LIMITED
5YR
WARRANTY**

HARDWARE
**LIMITED
5YR
WARRANTY**

*Calculated door section R-value is in accordance with DASMA TDS-163.
Canyon Ridge® Collection not applicable for new construction in California areas designated as "Fire Hazard Severity Zones".
Note: "-" designates material design choice from choices shown below.*

Plank Surface Options



3" Planks



6" Planks

3" Plank (Design_3)
6" Plank (Design_6)
Composite Cladding Design

PLANK DESIGN

Cladding Materials




Clear Cypress



Mahogany

Colors



Walnut Finish



Dark Finish



Medium Finish



Slate Finish



Whitewash Finish




Primed (No Finish)

Cladding is finished in the same color. Whitewash Finish available only on Mahogany Cladding. Doors can be ordered Primed for those homeowners wishing to custom paint or stain their doors. Door stain color will vary slightly within a door due to finishing process. Due to the printing process, above colors may vary.

Window Options



14" x 6"




35" x 6"

Illustrations below are examples of window configurations. Both window sizes are available on single car and double car doors.

Glass Options

For doors with windows, insulated tempered glass is standard. Insulated Frosted, Insulated Obscure and Insulated Rain glass is also available.



Clear



Frosted




Obscure



Rain

Popular Window Configurations

Configurations are illustrated from outside garage. When ordering, window locations are identified from inside garage looking out. Please keep in mind to avoid windows ordered in incorrect location.




14" x 6"

Windows in All Panel Locations



35" x 6"

Windows in All Panel Locations



14" x 6"

Windows Down Left Side (from inside garage looking out)



35" x 6"

Windows Down Left Side (from inside garage looking out)



14" x 6"

Windows Down Right Side (from inside garage looking out)



35" x 6"

Windows Down Right Side (from inside garage looking out)



14" x 6"

Windows Down Both Sides



35" x 6"

Windows Down Both Sides

METAL (ALUMINUM) INLAY DESIGN 4-LAYER CONSTRUCTION



- ① Cladding
- ② Steel
- ③ 2" Intellicore® Polyurethane Insulation
- ④ Steel

2" POLYURETHANE INSULATION	COMPOSITE OVERLAY DELAMINATION LIMITED 5YR WARRANTY
	EFFICIENCY 18.4 R-VALUE

Calculated door section R-value is in accordance with DASMA TDS-163.
 Canyon Ridge® Collection not applicable for new construction in California areas designated as "Fire Hazard Severity Zones".
Note: "-" designates material design choice from choices shown below.

Cladding Materials



Clear Cypress



Mahogany

Metal Inlay (Design_AI)
 Composite Cladding with Metal (Aluminum) Inlay Design



Canyon Ridge® Collection Modern Series Metal (Aluminum) Inlay Design; Shown in Walnut Finish with Mahogany Cladding (Model CRM2MAI)

Door Designs




Single Door



Double Door

Note: Metal (Aluminum) Inlay doors are not available with windows.

Colors



Walnut Finish Dark Finish Medium Finish Slate Finish Whitewash Finish Primed (No Finish)

Cladding is finished in the same color. Whitewash Finish available only on Mahogany Overlays. Doors can be ordered Primed for those homeowners wishing to custom paint or stain their doors. Door stain color will vary slightly within a door due to finishing process. Due to the printing process, above colors may vary.

FULL-VIEW DESIGN 4-LAYER CONSTRUCTION



Full View (Design_OV)
Composite Overlay
with Full-View Design

- 1 Overlay (Full View)
- 2 Steel
- 3 2" Intellicore® Polyurethane Insulation
- 4 Steel

<p>2" POLYURETHANE INSULATION</p>	<p>COMPOSITE OVERLAY DELAMINATION</p> <p>LIMITED 5YR WARRANTY</p>
	<p>EFFICIENCY</p> <p>6.3 R-VALUE</p>

Calculated door section R-value is in accordance with DASMA TDS-163. Weighted average calculations using insulated glass windows in all sections, all panels.

Canyon Ridge® Collection not applicable for new construction in California areas designated as "Fire Hazard Severity Zones".

Note: "-" designates material design choice from choices shown below.

Overlay Materials



Clear Cypress



Mahogany



Canyon Ridge® Collection Modern Series Full-View Design; Shown in Slate Finish with Clear Cypress Overlays and Frosted Glass (Model CRM2COV)

Door Designs




Single Door



Double Door

Colors



Walnut Finish Dark Finish Medium Finish Slate Finish Whitewash Finish Primed (No Finish)

Overlays are finished in the same color. Whitewash Finish available only on Mahogany Overlays. Doors can be ordered Primed for those homeowners wishing to custom paint or stain their doors. Door stain color will vary slightly within a door due to finishing process. Due to the printing process, above colors may vary.

Glass Options



Clear Frosted Obscure Rain

For doors with windows, insulated tempered glass is standard. Insulated Frosted, Insulated Obscure and Insulated Rain glass is also available.

DESIGNING YOUR DOOR

Use the information below to select the appropriate model number.

PLANK DESIGN

Canyon Ridge Door Insulation Thickness* Cladding Material † Design

CRM 2 C 6

METAL (ALUMINUM) INLAY DESIGN

Canyon Ridge Door Insulation Thickness* Cladding Material † Design

CRM 2 M AI

FULL-VIEW DESIGN

Canyon Ridge Door Insulation Thickness* Overlay Material † Design

CRM 2 C 0V

* 2 = 2" Polyurethane. † See cladding and overlay material options.

FINISHING AND CARE

Proper care and maintenance are imperative for long-term performance and appearance of Canyon Ridge® Collection doors. Periodic inspection and maintenance of the composite cladding and overlays are required. Minor expansion and contraction is normal for exterior building materials exposed to direct sunlight and is not considered a defect. Complete finishing and maintenance instructions are provided with the door and are also available from your Clopay Dealer or online at www.clopay.com



A FOCUS ON

green

Clopay is committed to designing, manufacturing and distributing garage doors that enhance the beauty, safety and value of your home while minimizing the impact on the environment.

The Canyon Ridge® Collection helps conserve natural resources by providing a durable, reliable, low-maintenance, energy efficient door insulated with polyurethane. The steel used in Clopay's doors is made from over 75% recycled content. All Clopay doors are made in the U.S., minimizing shipping, damage and handling.

For more details on Clopay's green practices visit clopaydoor.com/green



For more detailed product specification information or availability of our Canyon Ridge® Collection Garage Doors, please contact your Clopay Dealer. To locate a dealer to help you select the right door for your home, just go to www.clopaydoor.com/dealer or call 1-800-2CLOPAY (225-6729).

Follow us on        

ADDITIONAL FEATURES

- Replaceable vinyl bottom weatherseal in a rust-resistant aluminum retainer helps seal out the elements.
- 10-ball nylon rollers for quiet operation.
- Heavy-duty 14 gauge steel hinges for long-lasting performance.
- Patented Safe-T-Bracket® prevents serious injury that could occur if the bottom bracket were removed with the garage door closed and under tension.
- Product complies with 2015 IECC air infiltration requirement of 0.40 cfm/ft² or less (IECC, Section C402.5.2).


DECORATIVE HARDWARE

Attractive black powder coated grip handles and step plates are provided standard. Optional aluminum grip handles are available in the following colors to provide a contemporary look.

Standard



Spade Step Plate



Spade Lift Handles

Optional



Aluminum Grip Handles



*Due to the anodizing process, color variation may occur.
The use of "Bronze (Painted)" is recommended for a more consistent bronze finish color. Custom colors available.
Clear Aluminum complements the color of the Metal Inlay doors.
Other colors are designed to complement design aspects of the home.*